

Project Closure Checklist | Financial Closure Checklist | Status History and Attachments

Output Details	
Business Unit	FJI10
Project Number	00099233
Output Number	00102540
Output Name	Nauru Energy SMARTEN (GEF6)

Output Dates		Output Status
Start Date	25/05/2018	On Going
End Date	31/03/2021	
Output Manager		Effective Date
		25/5/2018

Output Financials (Cash Funds)	
Total Contribution Recognized	\$ 0.00
Transfers to/from - Funds/Donor	\$ 0.00
Interest Earned	\$ 0.00
Advances Balance	\$ 0.00
Total Expense	\$ 0.00
Undepreciated Assets	\$ 0.00
Open Purchase Orders	\$ 0.00
Fund Balance	\$ 0.00

Output Financials (Allocation Funds)	
Approved Budget	\$ 241,642.50
Advances Balance	\$ 0.00
Total Expense	\$ 153,507.54
Undepreciated Assets	\$ 0.00
Open Purchase Orders	\$ 0.00
Balance	\$ 88,134.96

eChecklist Instructions:

In order to be able to close the project operationally all items in the below list need to be checked as (YES). If any of the items is not applicable for the project then it can be checked as (YES). A project is operationally completed when the last UNDP-financed inputs have been provided and related activities have been completed.

Operational Completion:

A project is operationally complete when the last UNDP-financed inputs have been provided and the related activities have been completed. Through the project board, the implementing partner promptly notifies the UNDP country office when this has been done. Should the implementing partner not do so, the UNDP programme manager must determine when the project is operationally complete.


When a project is operationally complete, the parties must agree on the disposal of any equipment that is still the property of UNDP.

<https://popp.undp.org/SitePages/POPPSubject.aspx?SBJID=248&Menu=BusinessUnit>

Operational Closure Checklist				
No.	TASK	YES	NO	NOTES
1	Prepare Final Project Review Report and as Annex, a lessons-learned report.	<input checked="" type="checkbox"/>	<input type="checkbox"/>	A standard format should be used. Review the following links; Final Project Review Report (POPP) and lessons learned as per the following guidelines .
2	Conduct Final Project Review by Project Board. And update the lessons learned report to include a brief record of decisions and conclusions related to follow-up actions.	<input checked="" type="checkbox"/>	<input type="checkbox"/>	Using the final Project Review Report, the Lessons Learned Report and other documentation as appropriate, the project board should assess in this meeting the performance and success of the project, and its contribution to related outcomes. Topics during the review include: <ul style="list-style-type: none"> Achievements of last year targets; Overall project performance and sustainability of results; Achievement on capacity development; Outstanding activities; All Open POs have been fully received; Lessons learned; Use of remaining budget, if any; Effective date of project closure; Transitioning of responsibilities to national counterparts; Hand-over of assets.
3	Commission project evaluation	<input checked="" type="checkbox"/>	<input type="checkbox"/>	If required by partnership arrangements or if so decided by UNDP, commission project evaluation, prepare a management response to evaluation and discuss and share findings and recommendations for learning. Review the following links: Evaluation Resource Centre TOR for Evaluation Evaluation Report Format
4	Initiate project Audit (if applicable)	<input checked="" type="checkbox"/>	<input type="checkbox"/>	NEX projects have to be audited at least once in the life of the project, and each year that it is considered appropriate by the CO (depending on level of delivery, difficulties found during the year, etc.). For more information on project audit, please refer to Office of Audit and Investigations

				website.
5	Notify the Project Board / Programme Manager on the operational completion of the project.	<input checked="" type="checkbox"/>	<input type="checkbox"/>	The project is operationally complete when the last UNDP-financed inputs have been provided and related activities completed. The Project Manager should notify the Project Board, who in turn should notify the Programme manager about the operational completion of the project. Otherwise, programme manager decides when the project is operationally completed.
6	Operationally close the Output.	<input checked="" type="checkbox"/>	<input type="checkbox"/>	Based on the Project Board decision to close the project, project status in Atlas will be set to "Operationally Closed". No further financial commitment can be made.


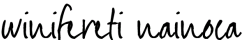

Management Comments (if any): Find First 1 of 1 Last

Author	DateTime Stamp
arathi.kumar	11/03/21 7:29PM
To be operationally and financially closed Mr. Levan Bouadze, UNDP Resident Representative	
	15-Mar-2021

Save

[Project Closure Checklist](#) | [Financial Closure Checklist](#) | [Status History and Attachments](#)

Cleared By:

- Emma Sale  14-Mar-2021
- winifereti nainoca  16-Mar-2021
- Luisa Katonibau  15-Mar-2021